



Question:

How to use RSS feed to keep me well informed about ETAS news (e.g. software updates)?



Answer:

An RSS feed subscription for Microsoft Outlook can be set up as follows:

1. Open the ETAS Download Center: https://www.etas.com/de/portfolio/download_center.php
2. Choose the product for which you wish to create an RSS feed subscription for (e.g. INCA) and press **Go**

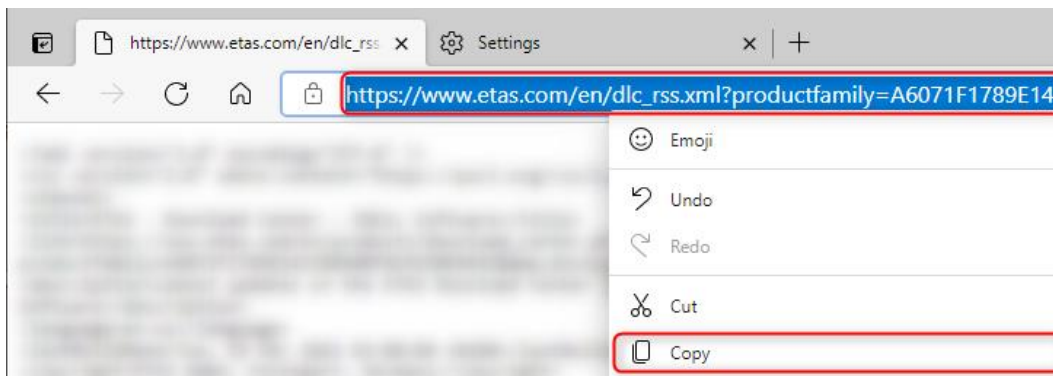
Product Family / Category: INCA
Product / Topic: All
Type: Software
Go (23)
Date

3. Click on the link for **RSS feed: latest Download Center updates of your filtered view**

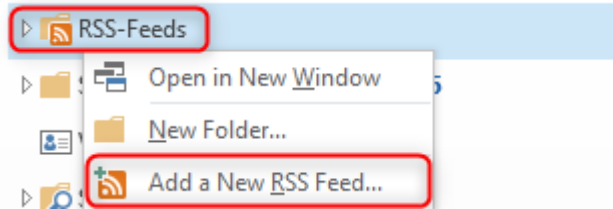
RSS feed: latest Download Center updates of your filtered view
Product Family / Category: INCA
Product / Topic: All
Type: Software
Go (23)
Date

4. Copy the address from the browser into the clipboard

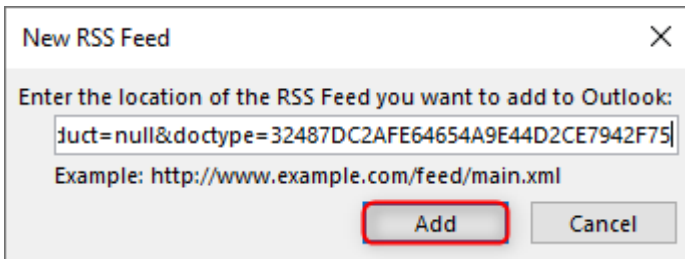
Note: Depending on the used browser the procedure might look slightly different.



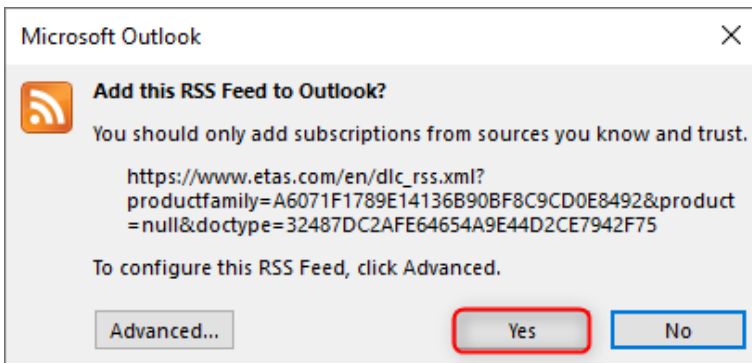
5. Open the Outlook Mail program
6. Click on **RSS-Feeds** and choose **Add a New RSS Feed...**



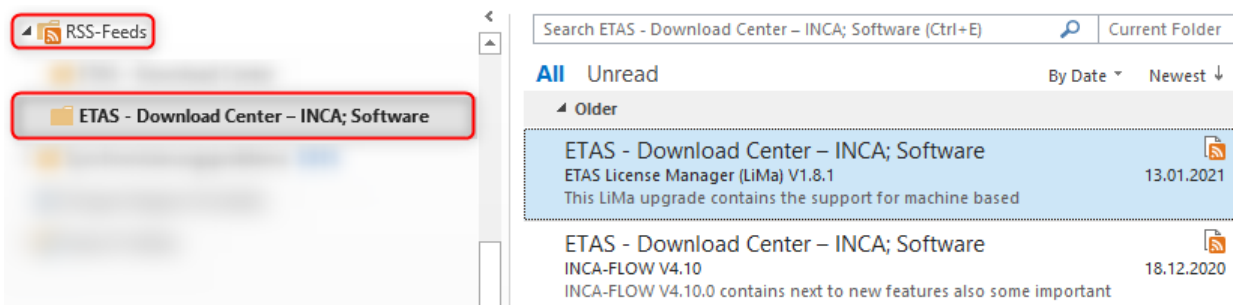
7. Paste the address and press **Add**



8. Finalize this procedure (Add this RSS Feed to Outlook) by pressing **Yes**



9. From now on you will be informed by e-mail about the defined topics



10. Alternatively you could also use another RSS Reader



In case of further questions:

Please feel free to contact our Support Center, if you have further questions.
Here you can find all information: <http://www.etas.com/en/hotlines.php>

This information (here referred to as „FAQ“) is provided without any (express or implied) warranty, guarantee or commitment regarding completeness or accuracy. Except in cases of willful damage, ETAS shall not be liable for losses and damages which may occur or result from the use of this information (including indirect, special or consequential damages).