

INTECRIO: Import multiple *.dbc files for a CAN channel



Question

- Can I import multiple *.dbc files for a CAN channel?
- I have multiple *.dbc files and I like to assign them to one CAN channel

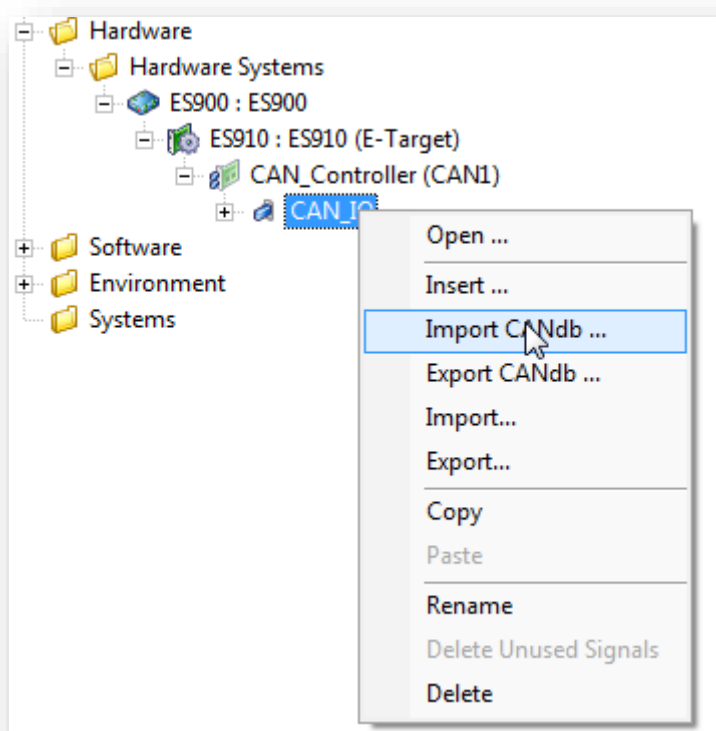


Answer

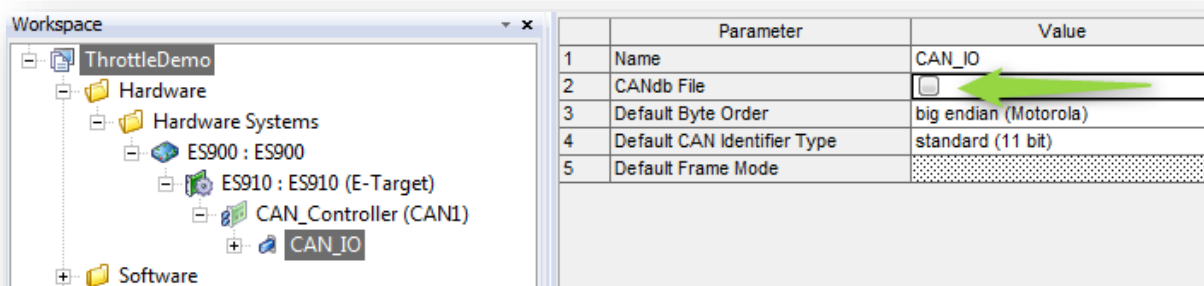
- Yes you can!
- But you can not select multiple *.dbc files at once.
- You need to import them step by step!

Step-by-step guide

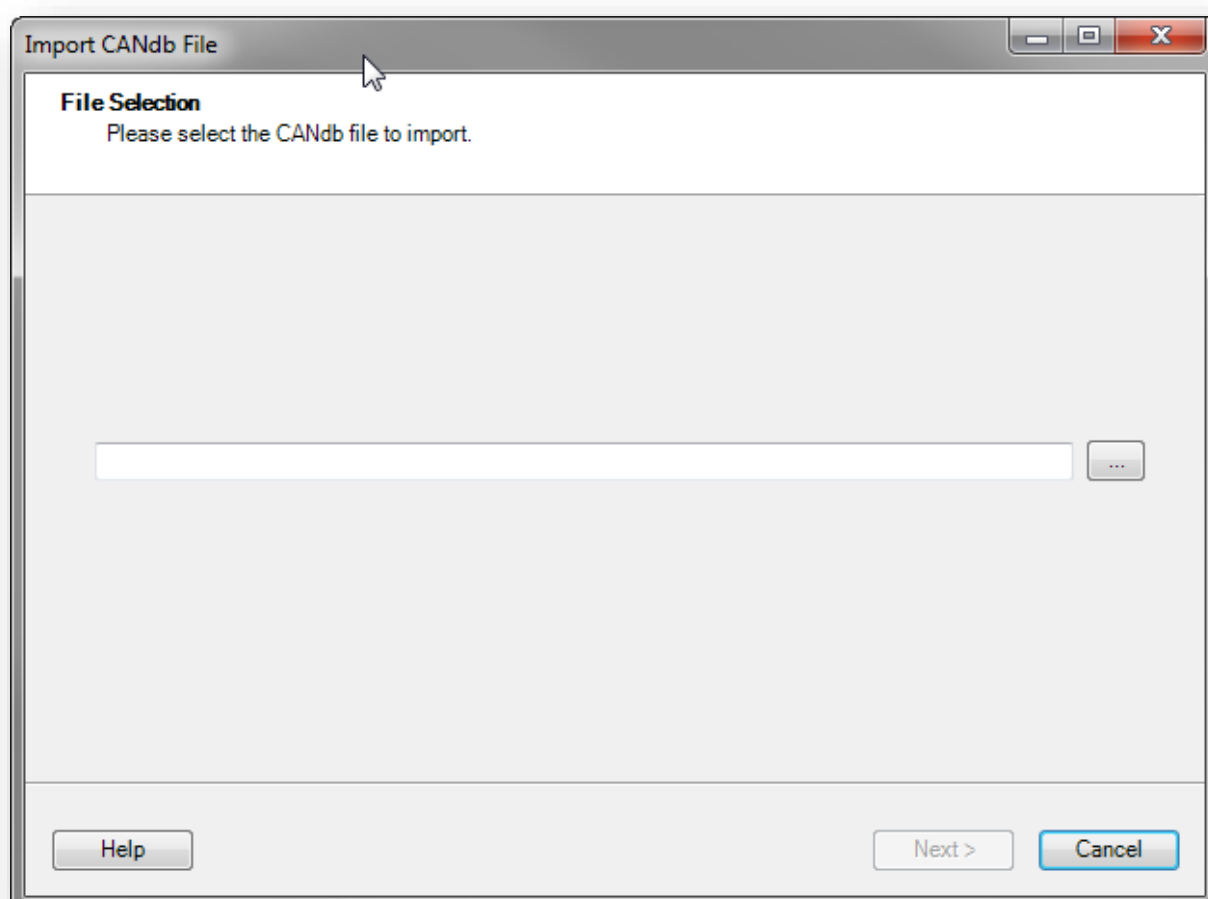
- There are two ways to import *.dbc file
 - For both alternatives you need to select the appropriate CAN channel in the Hardware System in the INTECRIO Workspace Explorer
1. With the CAN channel selected - Right Mouse Button click will open the context menu with the "Import CANdb..." option



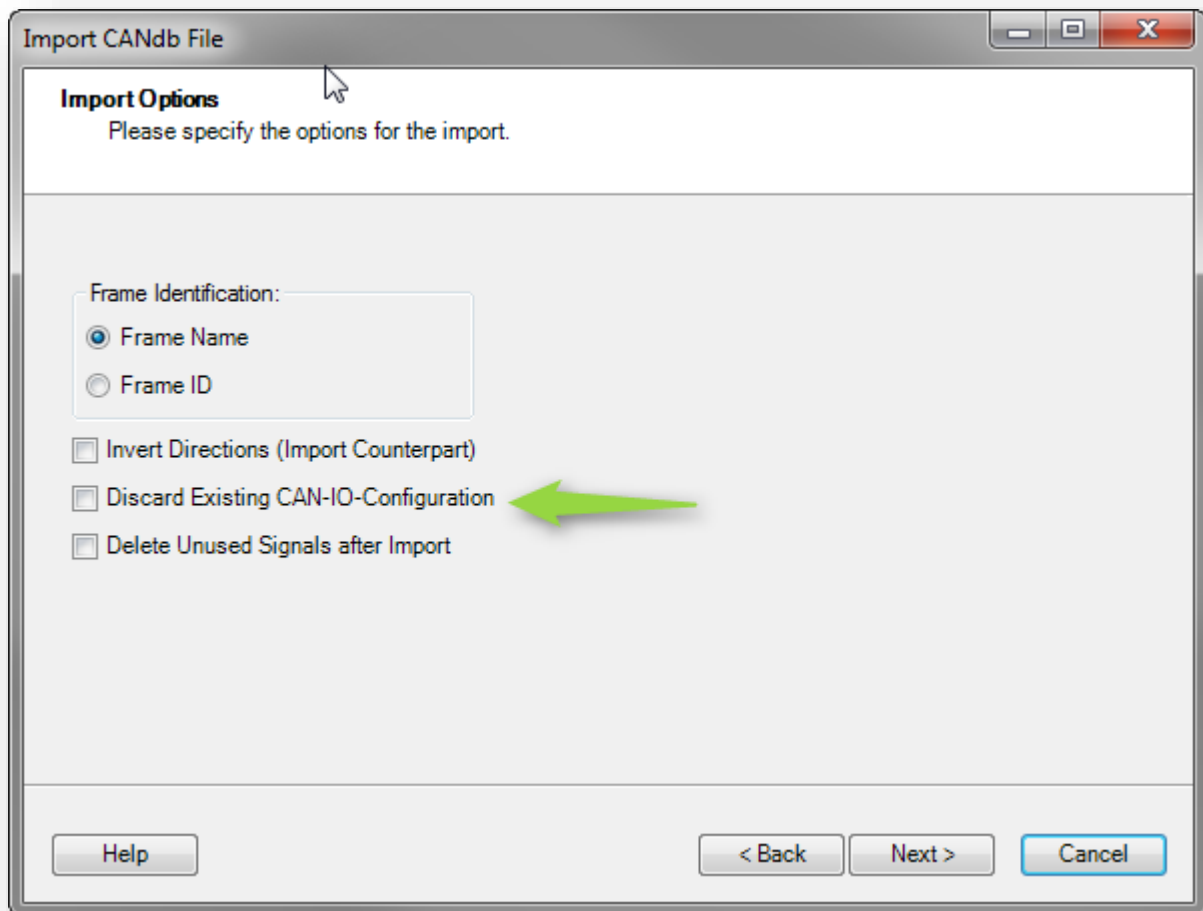
2. Within the CAN channel Parameter "CandbFile"



- In the next step you will be asked for the location of the dbc-file. Please select the appropriate *.dbc file.



- Within importing the *.dbc there are provided some options; one of them is to discard an existing CAN-IO-Configuration!



Do you still have questions?

- You will find **further FAQ articles** on the ETAS homepage: www.etas.com/en/faq
- **Movies** corresponding to FAQ articles can be found on the [ETAS YouTube channel](#)
- Please feel free to contact our Support Center, if you have further questions.
- Here you can find all information: <http://www.etas.com/en/hotlines.php>

This information (here referred to as „FAQ“) is provided without any (express or implied) warranty, guarantee or commitment regarding completeness or accuracy. Except in cases of willful damage, ETAS shall not be liable for losses and damages which may occur or result from the use of this information (including indirect, special or consequential damages).