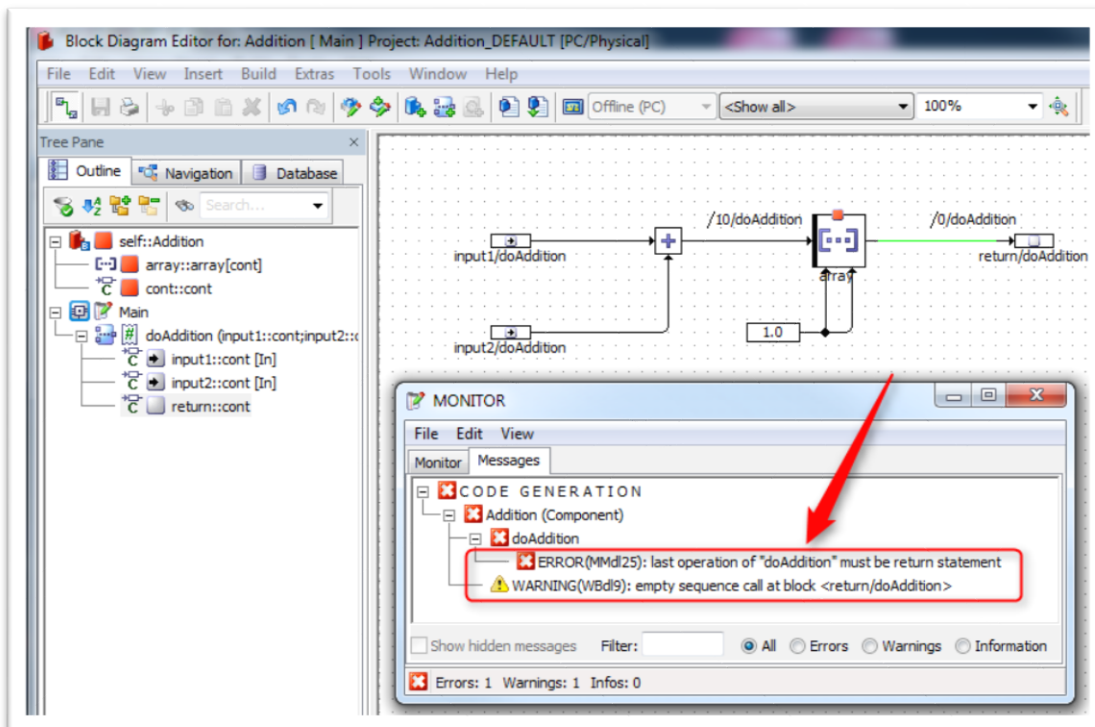


**ERROR(MMdl25): last operation of "<method\_name>" must be return statement****Question:**

- Why do I get this error message in ASCET?
- Error message in ASCET:
  - *ERROR(MMdl25): last operation of "<method\_name>" must be return statement*
- Code build failed
- Warning message:
  - *WARNING(WBdl9): empty sequence call at block <block\_name>*

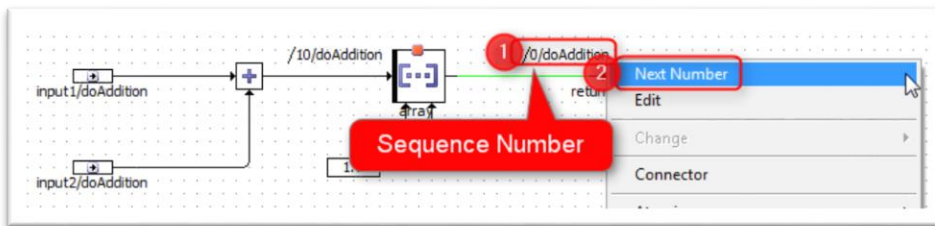


**Answer:**

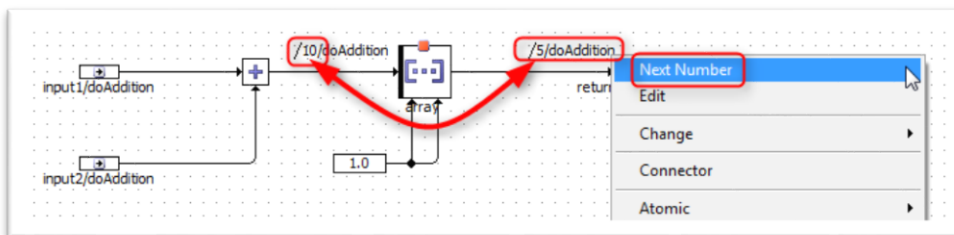
- In the block diagram there is a **sequence number** at the return block (see image below)
- This sequence number has to be the highest sequence number in the block diagram

**Steps to resolve:**

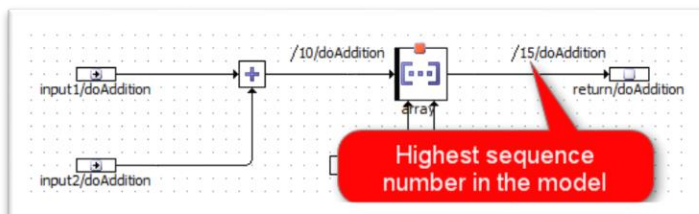
- **Increase sequence number** of sequence call at the return block
- There are **2 ways** to do that (Next Number or Edit)
  - Way 1 (Next Number):
    - On **sequence call**: Click with right mouse button > **Next Number**



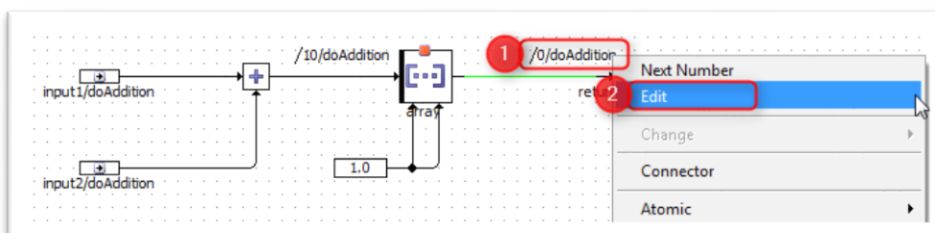
- As a result, the sequence number will be increased
- For example: The number is increased from "0" to "5"
- **Repeat** this steps several times until the sequence number is the **highest** in the model



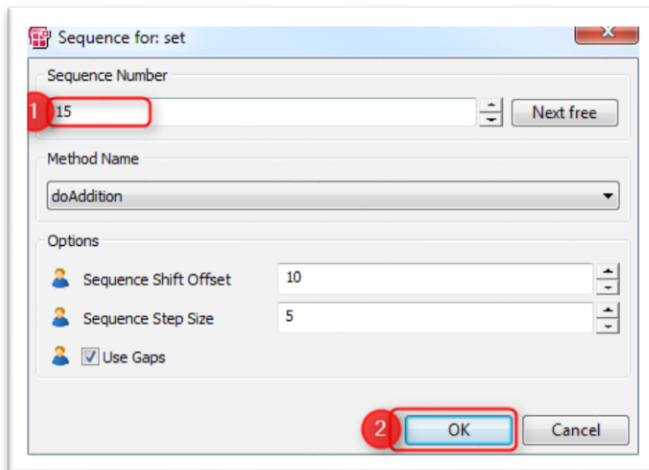
- Finally, the sequence number of the sequence at the return block is the highest in the block diagram:



- Way 2 (Edit):
  - On **sequence call**: Click with right mouse button > **Edit**



- In dialog **Sequence for: set** > Field **Sequence Number**: type the new sequence number



The screenshot shows a dialog box titled "Sequence for: set". It has a "Sequence Number" input field with the value "15" and a "Next free" button. Below that is a "Method Name" dropdown menu currently showing "doAddition". Under the "Options" section, there are three items: "Sequence Shift Offset" with a value of 10, "Sequence Step Size" with a value of 5, and a checked checkbox for "Use Gaps". At the bottom, there are "OK" and "Cancel" buttons. A red box highlights the "15" in the "Sequence Number" field, and another red box highlights the "OK" button, with a red circle containing the number "2" next to it.

- Then click **OK** button



### Do you still have questions?

- You will find further FAQ here: [www.etas.com/en/fag](http://www.etas.com/en/fag)
- Please feel free to contact our Support Center, if you have further questions.
- Here you can find all information: <http://www.etas.com/en/hotlines.php>

### Disclaimer:

*This information (here referred to as „FAQ“) is provided without any (express or implied) warranty, guarantee or commitment regarding completeness or accuracy. Except in cases of willful damage, ETAS shall not be liable for losses and damages which may occur or result from the use of this information (including indirect, special or consequential damages).*